



## 3FM2.3/6Volt 2.3Ah

### General Series Battery

General Series VRLA batteries are designed with AGM(Absorbent Glass Mat) technology, High performance plates and electrolyte to give extra power output for common power backup system. General Series Batteries are the general purpose batteries with 5 years floating design life at 25 C.



### Application

- ☆Emergency Power System
- ☆Communication equipment
- ☆Telecommunication systems
- ☆Uninterruptible power supplies
- ☆Electric toy car and wheelchairs, etc
- ☆Power tools
- ☆Alarm system
- ☆Marine equipment
- ☆Medical equipment
- ☆Fire and Security System

### General Features

- ☆Heavy Duty Grid
- ☆Mechanized assembly
- ☆Non-spillable construction
- ☆High Reliability and Stability
- ☆Sealed and Maintenance-free
- ☆Long Life and low self-discharge design

### Construction

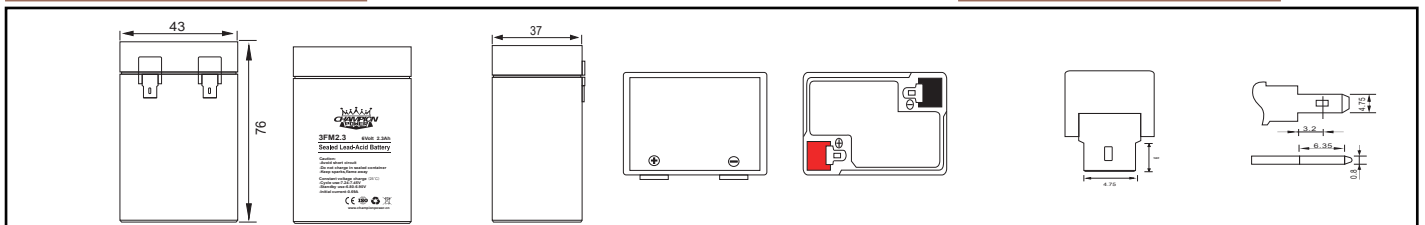
- ☆Positive.....Lead dioxide
- ☆Electrolyte.....Sulfuric acid
- ☆Separator.....Fiber glass
- ☆Container.....ABS(UL94-HB) / Flame Retardant ABS (UL94-V0)
- ☆Negative.....Lead
- ☆Safety Valve.....EPDR
- ☆Terminal.....Copper

### Specification

Battery Model	Nominal Voltage	6V			
	Rated capacity (20Hour rate)	2.3Ah			
	Cells Per battery	3			
Dimension	Length	Width	Height	Total Height	
	43mm	37mm	76mm	76mm	
Approx Weight	0.32Kg				
Internal Resistance	Full charged at 25°C (77°F): Approx 47.5mΩ				
Max. discharge current	34.5A(5s)				
Floating design life @ 25°C (77°F)	5 years				
Capacity @ 25°C (77°F)	20Hour rate(0.115A/5.25V)	10Hour rate(0.21A/5.4V)	5Hour rate(0.36A/5.4V)	1Hour rate(1.38A/5.25V)	
	2.3Ah	2.1Ah	1.84Ah	1.38Ah	
Capacity affected by Temp(20 HR)	40°C (104°F)	25°C (77°F)	0°C (32°F)	-15°C (5°F)	
	102%	100%	85%	65%	
Self Discharge @ 25°C (77°F)	After 3 months storage	After 6 months storage	After 12 months storage		
	91%	82%	64%		
Charge method @ 25°C (77°F)	Cycle Use	7.24-7.45V (Initial charging current less than 0.69 A)			
	Float Use	6.80-6.90V			

### Outer dimension (mm)

### Terminal Type (mm)



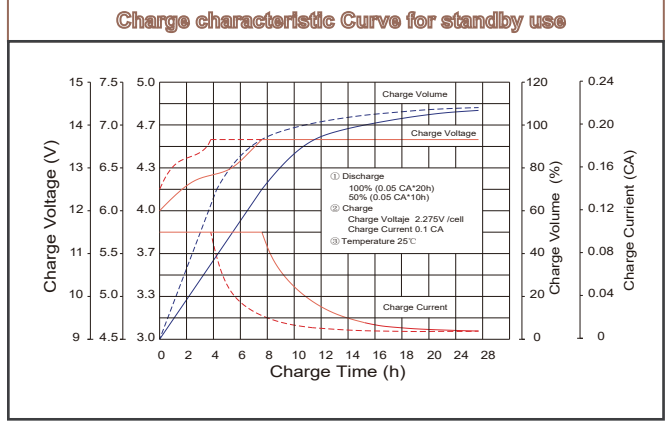
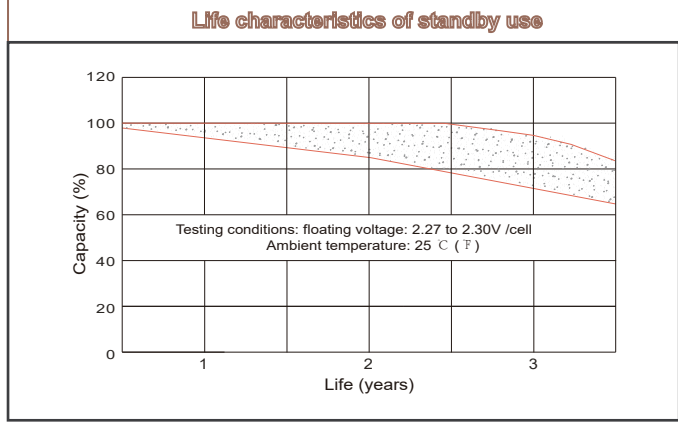
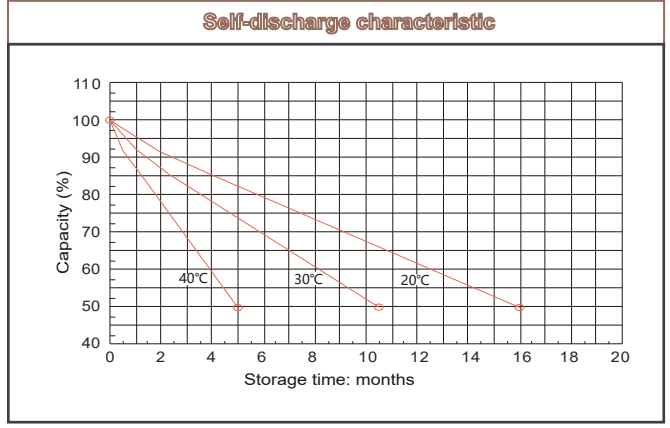
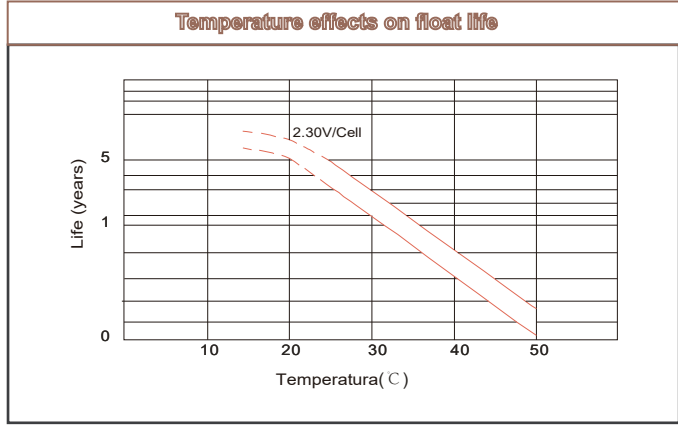
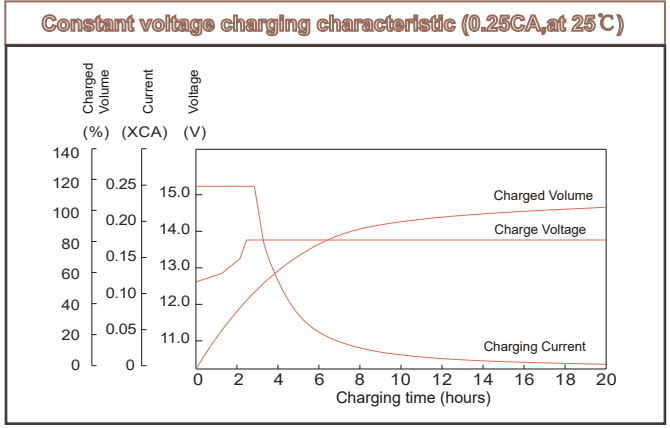
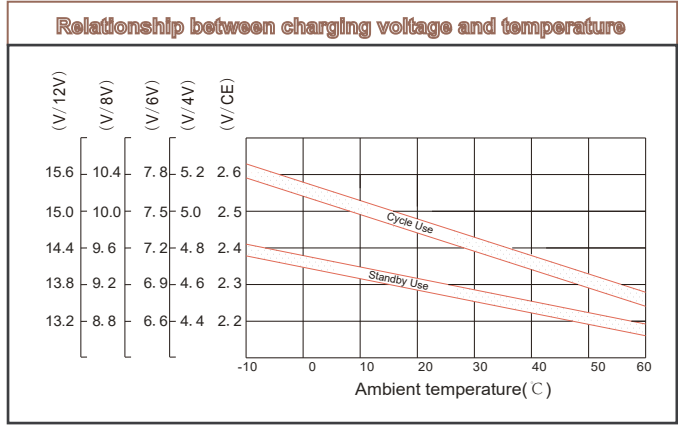
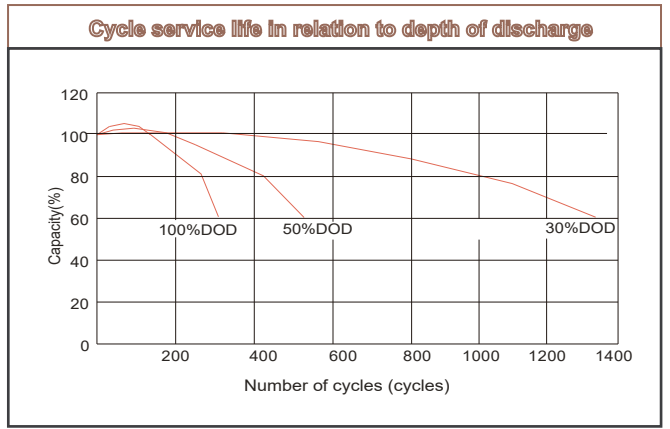
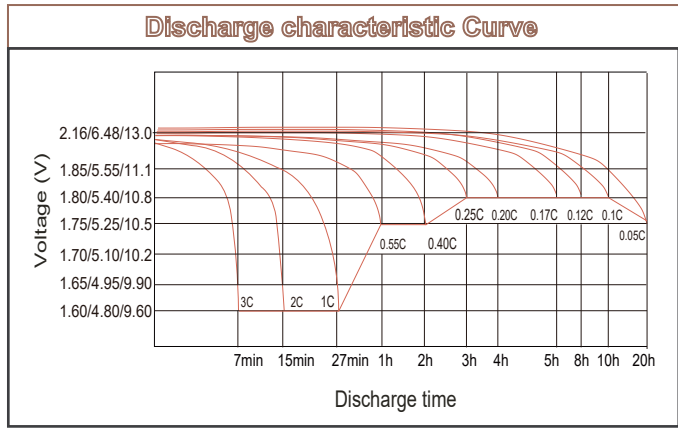
### Constant Current(Amp) and Constant Power(Watt) Discharge Table at 25°C (77°F)

F.V / TIME	5min	10min	15min	30min	1h	2h	3h	4h	5h	8h	10h	20h	
4.80V	A	8.28	5.41	4.03	2.65	1.38	0.81	0.60	0.48	0.40	0.27	0.22	0.12
	W	43.88	28.70	21.53	14.28	7.52	4.39	3.29	2.61	2.22	1.48	1.21	0.66
5.10V	A	7.59	5.08	3.70	2.51	1.43	0.77	0.59	0.46	0.40	0.26	0.21	0.12
	W	41.37	28.19	20.62	14.12	8.02	4.36	3.31	2.61	2.25	1.49	1.21	0.66
5.25V	A	7.04	4.85	3.45	2.43	1.38	0.76	0.58	0.44	0.39	0.26	0.21	0.12
	W	38.71	27.30	19.49	13.87	7.87	4.33	3.29	2.51	2.25	1.49	1.22	0.66
5.40V	A	6.41	4.64	3.22	2.32	1.33	0.74	0.56	0.43	0.37	0.25	0.21	0.11
	W	35.25	26.44	18.43	13.42	7.70	4.26	3.27	2.50	2.18	1.47	1.20	0.65
5.55V	A	5.54	4.37	2.99	2.16	1.27	0.72	0.54	0.42	0.36	0.25	0.20	0.11
	W	31.32	25.24	17.34	12.65	7.40	4.20	3.18	2.49	2.11	1.45	1.19	0.64

Note: The above datas are average values. (Edition 2017-11)



## 3FM2.3/6Volt 2.3Ah



Note: The above datas are average values. (Edition 2017-11)